



Workforce numbers and locations

The Queensland public sector is the state’s largest and most diverse employer.

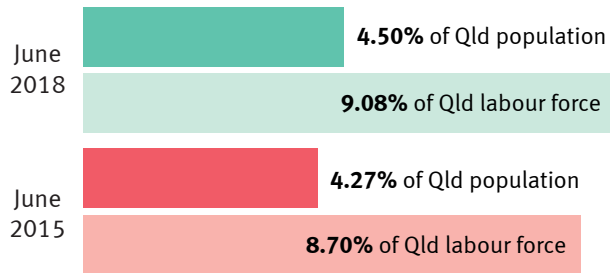
Sector employees provide a range of public services across the state, in schools, hospitals, police stations, prisons, fixed and mobile offices.

The total workforce has increased since 2015, largely due to growth in the health and education service workforces.

The overwhelming majority (73%) of employees in the sector deliver health and education services.

This growth has been driven by increased activity and demand, and is subject to industrially negotiated standards including nurse-to-patient ratios and teacher allocations to support maximum class size targets.

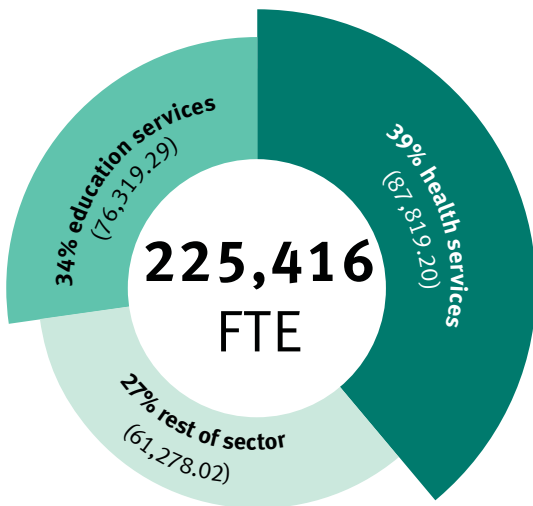
Queensland public sector workforce as a proportion of Queensland labour force and population



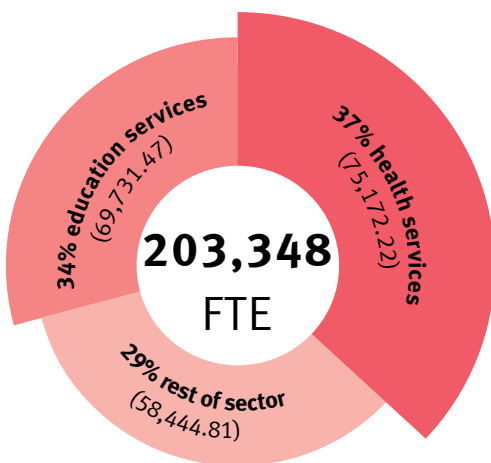
The sector accounts for approximately 9% of the Queensland labour force.

Over the past three years, the public sector workforce as a proportion of both the Queensland labour force and the total Queensland population has increased marginally.

Maintaining a fiscally responsible public sector in one of Australia’s largest and most decentralised states — where approximately half the population lives outside the capital city — without compromising the quality and range of services Queenslanders expect and deserve, remains an ongoing challenge.



2018 full-time equivalent employees in the Queensland public sector



2015 full-time equivalent employees in the Queensland public sector

54% of employees are located outside of Brisbane.

The sector workforce is spread across the state, and delivers locally-based services to the people of Queensland.

The majority of employees are clustered along the east coast, in major regional centres and the south-east corner, reflecting the general population distribution.

When considered against the proportion of sector employees in the total state population (4.5%), a number of regions have more than average representation of sector employees, including Queensland Outback, Cairns, Townsville and Toowoomba (see Appendix 2).

FTE as % of total public sector workforce, by region

